

# MCHH series

## PARALLEL GRIPPERS



### Features:

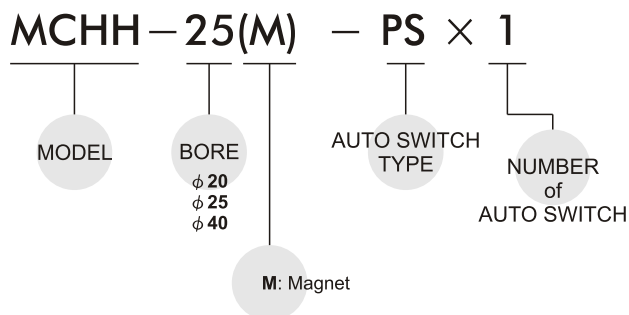
- This gripper is designed compactly in light weight and high force.
- Unlike angular gripper, the jaws are not positioned rotary but parallel.
- The housing: special hard-coated maintenance free.
- Auto switch with indicator lamp.

### Specification:

Model	MCHH-20	MCHH-25	MCHH-40
Acting type	Double acting		
Bore	20	25	40
Stroke	16	26	41
Fluid	Air 3~7 kgf/cm <sup>2</sup>		
Ambient temperature	-5~+60°C (No freezing)		
Lubrication	Not required		
Weight(kg)	0.26	0.57	1.42

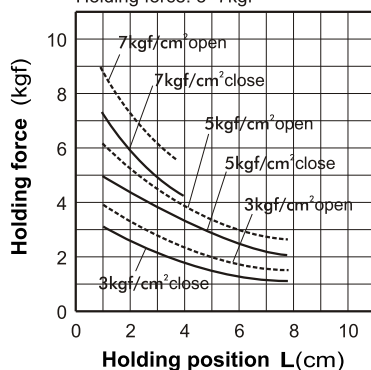
● Maintenance: Re-Lubrication after appr. 1.5 million cycles

### Order example:



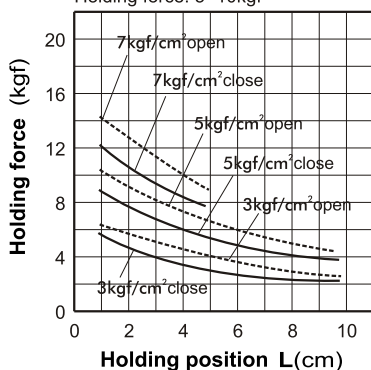
#### MCHH-20

Holding force: 3~7kgf



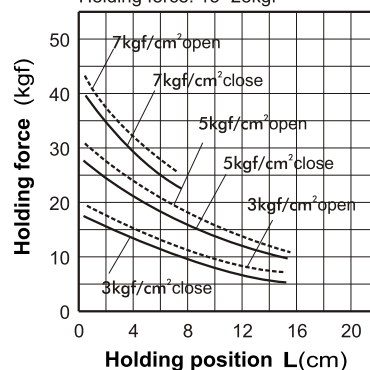
#### MCHH-25

Holding force: 5~10kgf

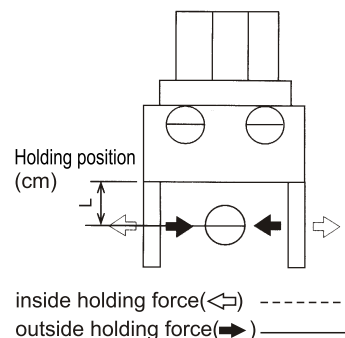


#### MCHH-40

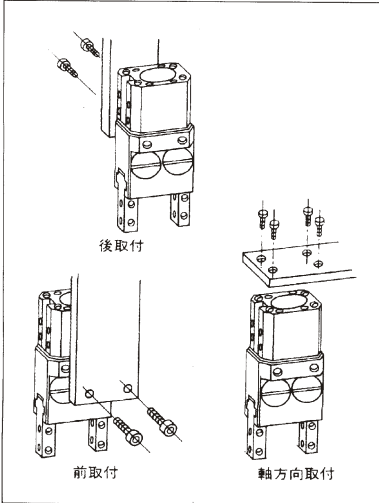
Holding force: 15~28kgf



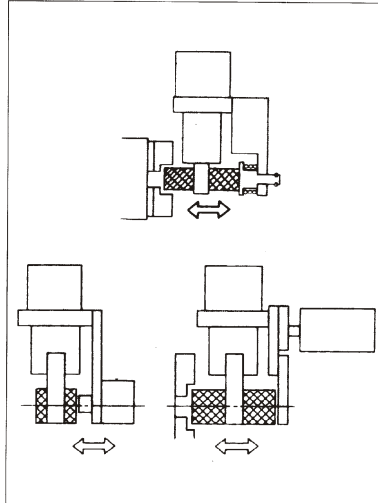
- With reference to the holding force, under the condition must be considered.
- Condition: friction coefficient, great acceleration impact is expected during work piece rotate.
- It recommend: select a type of arithmetic holding force that can produce 10 to 20 times for work piece weight.



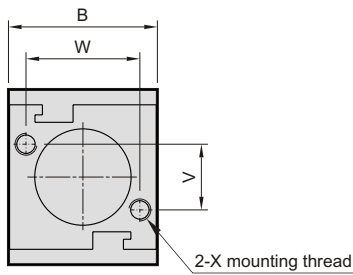
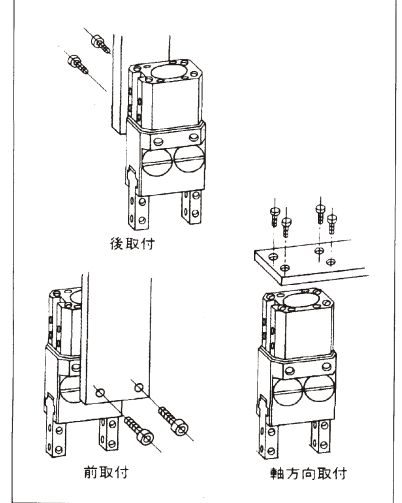
### Three directions of mounting



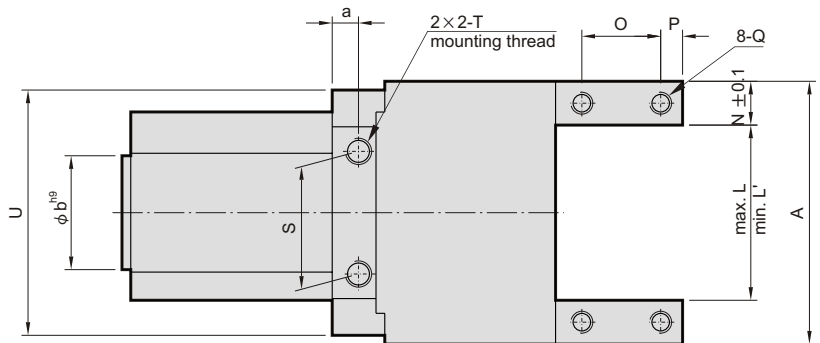
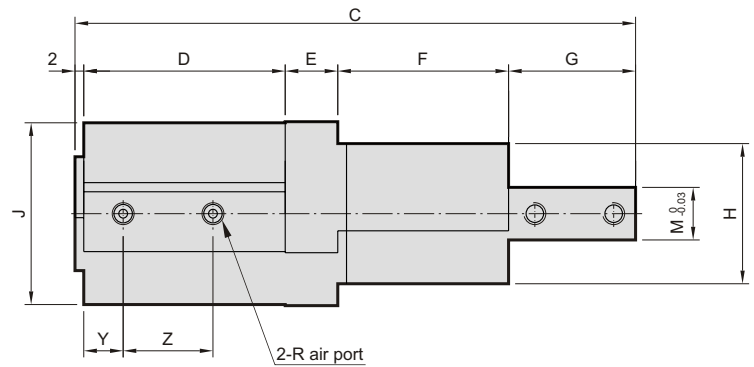
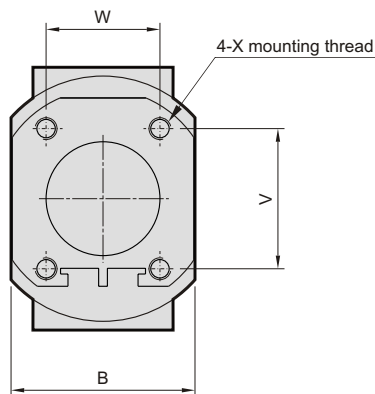
### Application for CNC lathe



### Holding examples



**(MCHH-20)**



Code Model	A	a	B	b	C	D	E	F	G	H	J	L	L'	M	N	O	P	Q	R	S	T	U	V	W	X	Y	Z
<b>MCHH-20</b>	40	5	34	22	97	36	10	29	22	26	33.5	24	8	10	8	12	4	M4×0.7	M5×0.8	24	M5×0.8×12dp	40	15	26	M5×0.8×10dp	9	20.5
<b>MCHH-25</b>	60	6	42	26	126	46	12	39	29	32	41.5	40	14	12	10	18	5	M5×0.8	M5×0.8	28	M6×1.0×14dp	$\phi 56$	32	26	M5×0.8×12dp	11	28.5
<b>MCHH-40</b>	92	8	60	42	167	57	15	58	37	38	59	68	27	14	12	20	7	M6×1.0	RC 1/8	42	M8×1.25×14dp	$\phi 82$	44	34	M6×1.0×15dp	12	35