



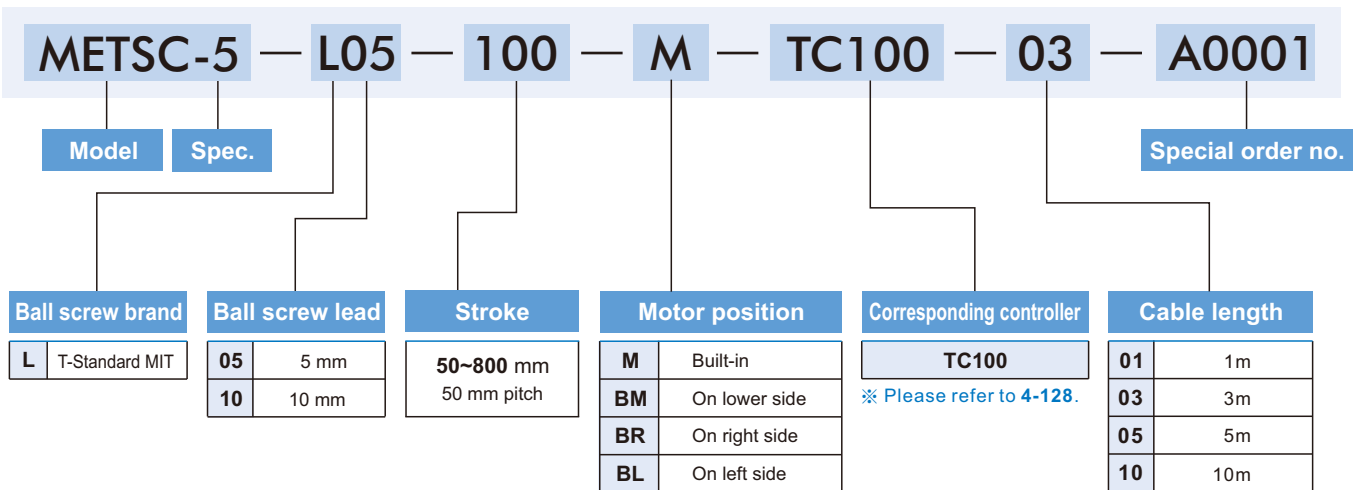
Specification

Model	METSC-5	
Repeatability (mm)	±0.01	
Ball screw lead (mm)	5	10
Maximum speed (mm/s) ^{※1}	≤250	≤500
Maximum payload	Horizontal(kg)	≤10
	Vertical (kg)	≤3
Rated thrust (N)	565	283
Stroke / pitch (mm) ^{※2}	50~800 / 50 Pitch	
Motor dimension (mm)	□42	
Ball screw spec (mm)	C7 φ 12	

※1. The maximum speed shown here is when software speed setting is 100%. When the stroke is over 600mm, the run-out of the ball screw will occur.

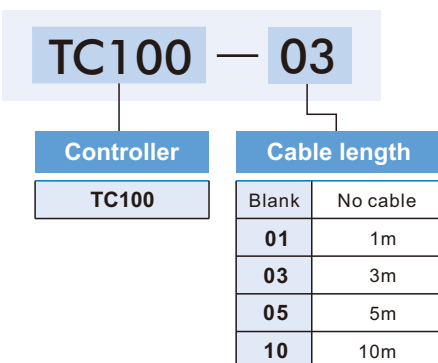
※2. We recommend to low down the working speed under this circumstances.

Order example of cylinder



※ Standard: 3m

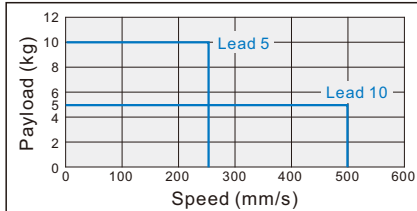
Order example of controller



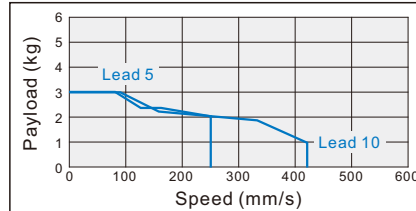
※ Standard: 3m

Speed-payload curve diagram

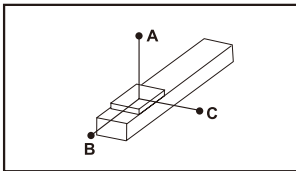
Horizontal



Vertical

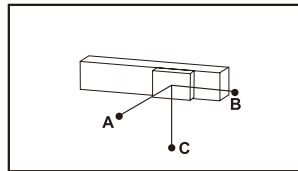


Allowable overhang N.m



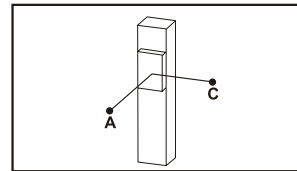
Unit: mm

Horizontal installation		A	B	C
Lead 5	5kg	400	23	50
	8kg	250	14	32
	10kg	175	10	23
Lead 10	3kg	315	37	75
	4kg	225	27	56
	5kg	175	20	42



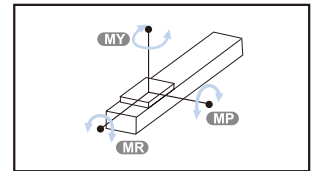
Unit: mm

Wall installation		A	B	C
Lead 5	5kg	55	23	450
	8kg	30	13	315
	10kg	22	10	240
Lead 10	3kg	75	37	300
	4kg	55	27	225
	5kg	45	20	175



Unit: mm

Vertical installation		A	C
Lead 5	1kg	140	140
	2kg	70	70
	3kg	50	50
Lead 10	1kg	130	130
	2kg	65	65
	3kg	50	50



Unit: N.m

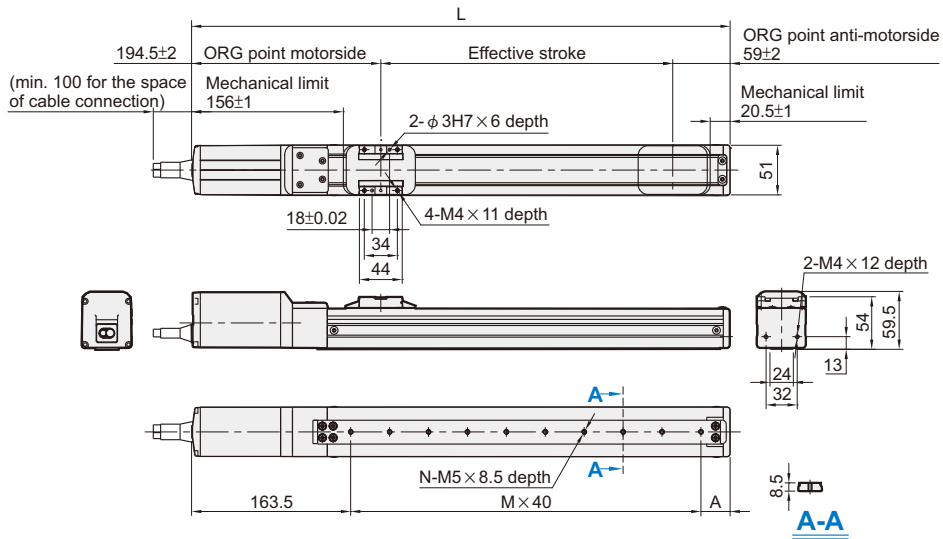
Static loading moment	
MY	16
MP	20
MR	19

METSC-5 Dimensions

SLIDER ELECTRIC CYLINDER - BALL SCREW DRIVE (WITH MOTOR)



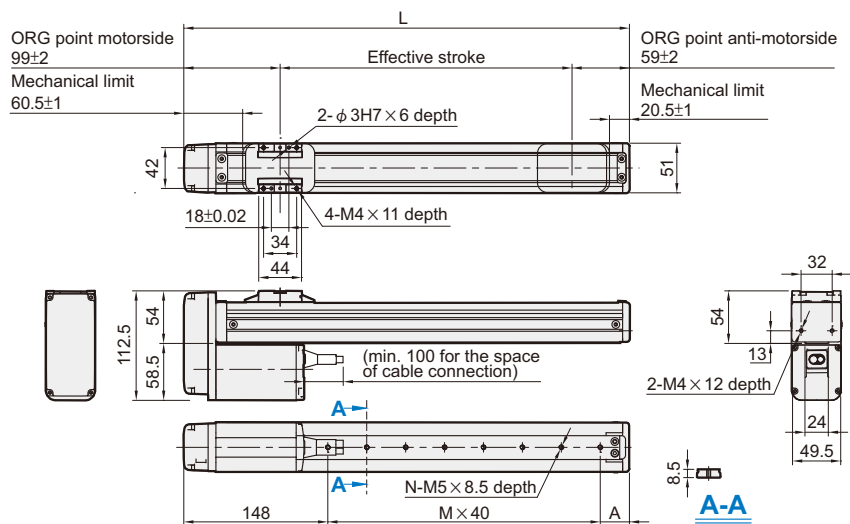
M Motor built-in



Unit: mm

Stroke	50	100	150	200	250	300	350	400	450	500	550	600	650	700	750	800
L	303.5	353.5	403.5	453.5	503.5	553.5	603.5	653.5	703.5	753.5	803.5	853.5	903.5	953.5	1003.5	1053.5
A	60	30	40	50	60	30	40	50	60	30	40	50	60	30	40	50
M	2	4	5	6	7	9	10	11	12	14	15	16	17	19	20	21
N	3	5	6	7	8	10	11	12	13	15	16	17	18	20	21	22
KG	2.07	2.21	2.35	2.5	2.64	2.79	2.94	3.08	3.23	3.37	3.52	3.67	3.81	3.96	4.1	4.25

BM Motor on lower side



Unit: mm

Stroke	50	100	150	200	250	300	350	400	450	500	550	600	650	700	750	800
L	208	258	308	358	408	458	508	558	608	658	708	758	808	858	908	958
A	60	30	40	50	60	30	40	50	60	30	40	50	60	30	40	50
M	0	2	3	4	5	7	8	9	10	12	13	14	15	17	18	19
N	1	3	4	5	6	8	9	10	11	13	14	15	16	18	19	20
KG	2.17	2.31	2.45	2.6	2.74	2.89	3.04	3.18	3.33	3.47	3.62	3.77	3.91	4.06	4.2	4.35

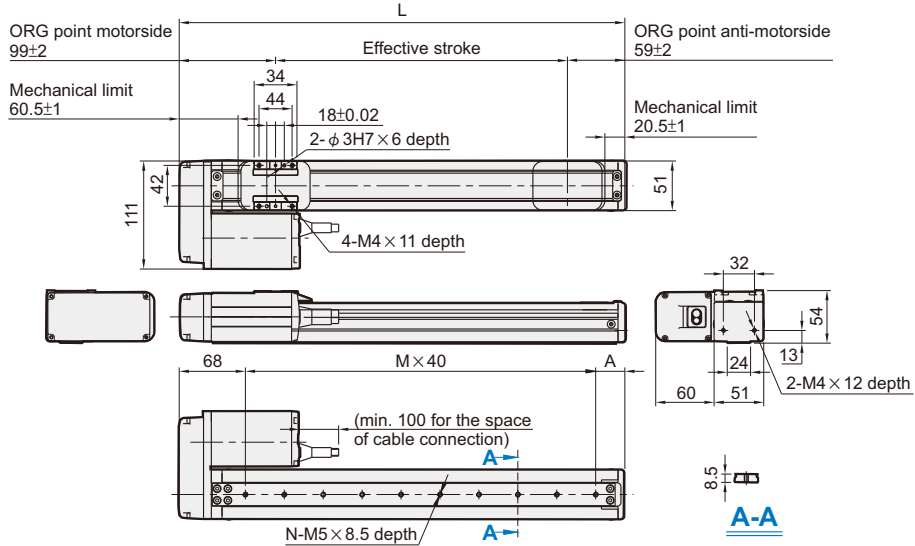
METSC-5 Dimensions

SLIDER ELECTRIC CYLINDER - BALL SCREW DRIVE (WITH MOTOR)



BL

Motor on left side

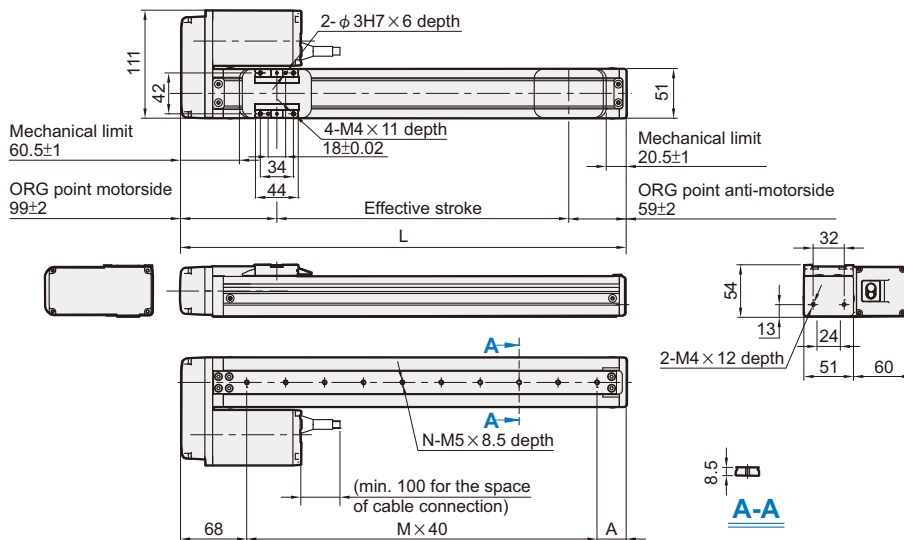


Unit: mm

Stroke	50	100	150	200	250	300	350	400	450	500	550	600	650	700	750	800
L	208	258	308	358	408	458	508	558	608	658	708	758	808	858	908	958
A	60	30	40	50	60	30	40	50	60	30	40	50	60	30	40	50
M	2	4	5	6	7	9	10	11	12	14	15	16	17	19	20	21
N	3	5	6	7	8	10	11	12	13	15	16	17	18	20	21	22
KG	2.17	2.31	2.45	2.6	2.74	2.89	3.04	3.18	3.33	3.47	3.62	3.77	3.91	4.06	4.2	4.35

BR

Motor on right side



Unit: mm

Stroke	50	100	150	200	250	300	350	400	450	500	550	600	650	700	750	800
L	208	258	308	358	408	458	508	558	608	658	708	758	808	858	908	958
A	60	30	40	50	60	30	40	50	60	30	40	50	60	30	40	50
M	2	4	5	6	7	9	10	11	12	14	15	16	17	19	20	21
N	3	5	6	7	8	10	11	12	13	15	16	17	18	20	21	22
KG	2.17	2.31	2.45	2.6	2.74	2.89	3.04	3.18	3.33	3.47	3.62	3.77	3.91	4.06	4.2	4.35