

MP23 series

DIGITAL PRESSURE GAUGE



Features:

- Pressure range : Compound -100~100 kPa
Positive 0~1MPa.
- High accuracy and Resolution.
- Low cost.

Specification:

Model		MP23C (Compound)	MP23P (Positive)
Operating pressure range		-100.0~100.0 kPa	-0.100 ~ 1.000MPa
Withstand pressure		300 kPa	1.5 MPa
Fluid		Air, Non-corrosive gases ,incombustible gases	
Power supply voltage		12 to 24VDC 10%, Ripple (P-P) 10% or less	
Current consumption		≤55mA	
7 segment LED display		3 1/2 digit LED display (Sampling rate: 5 times/1sec.)	
Indicator accuracy		±2% F.S. ±1 digit (ambient temperature: 25 ±3℃)	
Environment	Enclosure	IP40	
	Ambient temp. range	Operation: 0 ~ 50℃, Storage:-20 ~ 60℃ (No condensation or freezing)	
	Ambient humidity range	Operation/Storage: 35 ~ 85% RH (No condensation)	
	Withstand voltage	1000VAC in 1-min (between case and lead wire)	
	Insulation resistance	50Mohm min. (at 500VDC M, between case and lead wire)	
	Vibration	Total amplitude 1.5mm,10Hz-55Hz-10Hz scan for 1 minute, two hours each direction of X,Y and Z	
	Shock	980m/s ² (100G),3 times each in direction of X,Y and Z	
Temperature characteristic		≤2% F.S. of detected pressure (25℃) at temp. Range of 0~50℃	
Port size		F1:PT 1/8, F2:NPT 1/8, F3:G 1/8	
Lead wire		2-Conductor Oil-resistance cable(0.15mm ²)	
Weight		Appro 102g(with 2-meter lead wire)	

Order example:

MP23C – F1 – QD – A

MODEL

PRESSURE RANGE
C: Compound
 (-100.0~100.0 kPa)
P: Positive
 (-0.10~1.00 Mpa)

PRESSURE PORT
F1: PT 1/8
F2: NPT 1/8
F3: G 1/8

OPTION SPARE PART

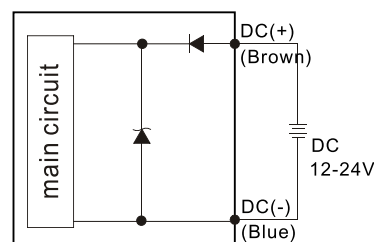
A: Mounting bracket (BT-1+BT-2)
B: Panel adapter (PA-1+PA-2)
C: Panel adapter + Front protective lid
 (PA-1+PA-2+FPC-1)

※Use the same option spare part with MP20.

CABLE LENGTH/CONNECTOR

Blank: With 2 meter cable
QD: With M8, 4 Pin male connector

Circuit wiring graph:

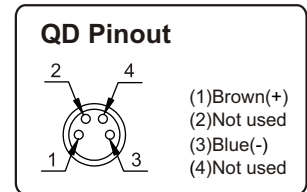
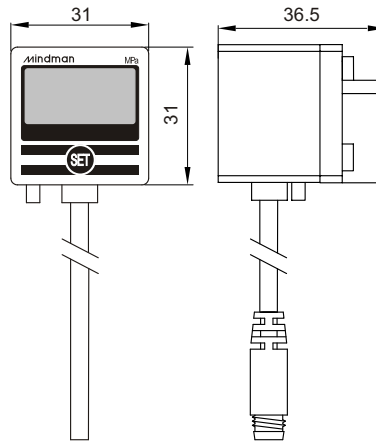
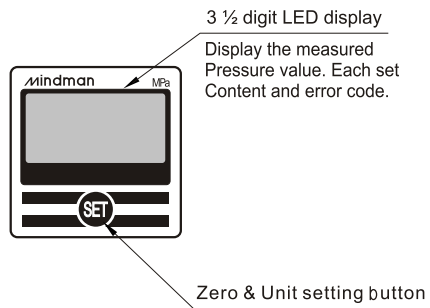


MP23 Dimensions

DIGITAL PRESSURE GAUGE

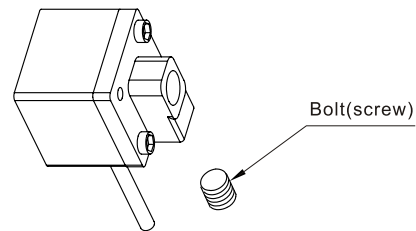


Unit dimension / Panel instructions



Installation:

1. This product has two inlet pressure ports, select the one most convenient for installation.
2. Please plug the unused inlet port with supplied port plug. Use seal tape to prevent pressure leak.



※Use the same mounting bracket with **MP20**.