


# MVDC-220 series

SOLENOID VALVE (Direct operated type)



## Specification:

Model	MVDC-220-3E1
Bore No.	6A
Port size	PT 1/8
No. of port	3
No. of position	2
Medium	Air
Operating pressure range	0.1~7 kgf/cm <sup>2</sup>
Effective orifice	1.2 mm <sup>2</sup>
Ambient temperature	-5~+50°C (No freezing)
Voltage	AC110V, 220V (50/60)Hz, DC24V
Power consumption	AC=6/4.9VA, DC=2.5W
Available voltage range	±10%
Insulation class	F class
Weight	155 g

## Order example of valve:

MVDC - 220 - 3E1 - AC110 - L - BSP

MODEL

BODY WIDTH

3: 3way

VOLTAGE  
AC220V(50/60)Hz  
AC110V(50/60)Hz  
DC24V

PORT THREAD  
Blank: PT thread  
BSP: BSP thread  
NPT: NPT thread

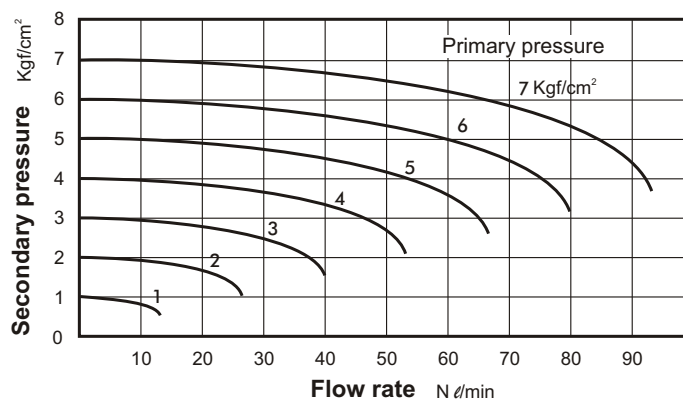
Blank: DIN connector  
L: LED indicator  
E: Explosion protection (Table 1)  
W: Lead wire

Table 1

## Property for explosion-proof type

Anti-explosion class	EEx m II T4
Voltage	AC110V, 220V, (50/60)Hz, DC24V.
Power consumption	AC=4.4VA DC=5W
Available Voltage range	±10%
Insulation class	F class

## Flow features:

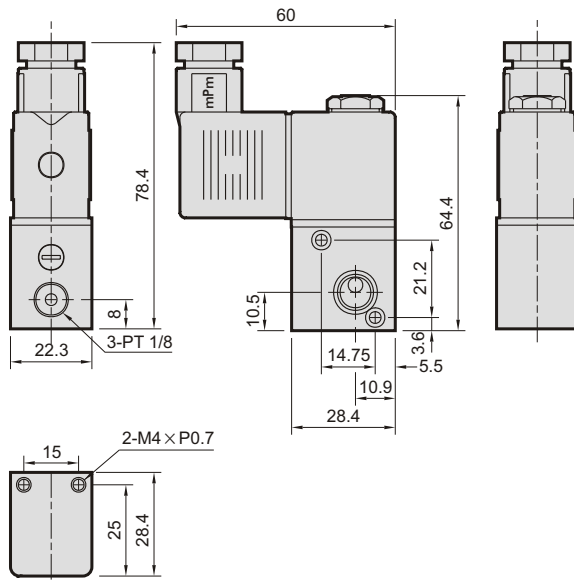


# MVDC-220

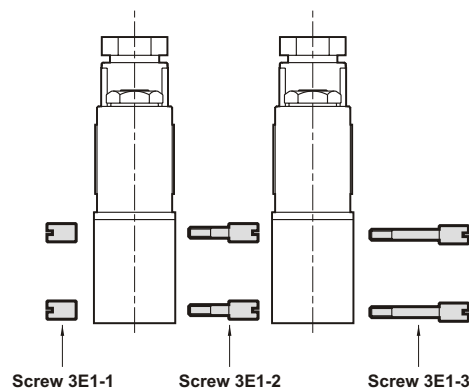
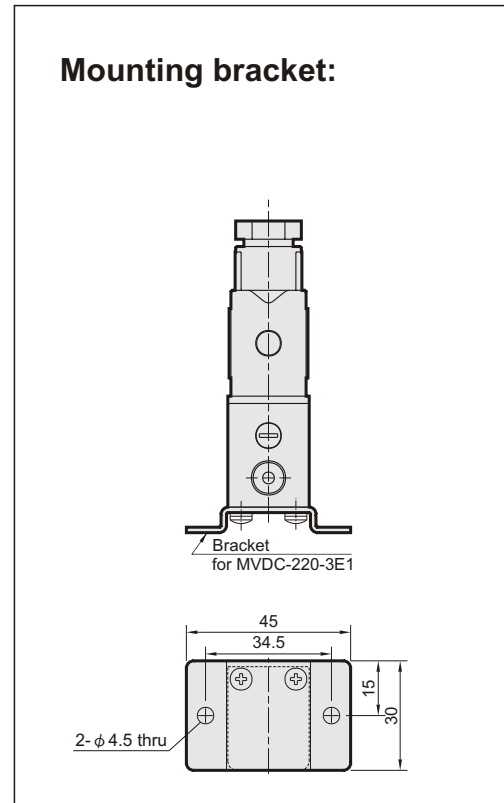
SOLENOID VALVE (Direct operated type)



## Dimensions:



## Mounting bracket:



Screw 3E1-1 & screw 3E1-2: for the first station  
Screw 3E1-3: for the second and other station