


RCA series

SENSOR SWITCH



Order example:

RCA — □ — HV1

MODEL

C: Reed Switch
N: Solid State Switch

Blank: Lead wire
QD: Connector

SWITCH
HOLDER

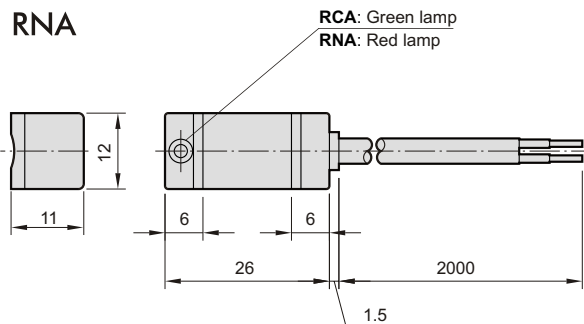
HA*: for MCQA
HV*: for MCQV
HS*: for MSB*-φ50
BA*: for MCMA, MCMB, MCMII
BGA*: for MCCG, MCCN
BGS*: for MCMA, MCMB, MCMII
PN-A*: for MCKA

Specification:

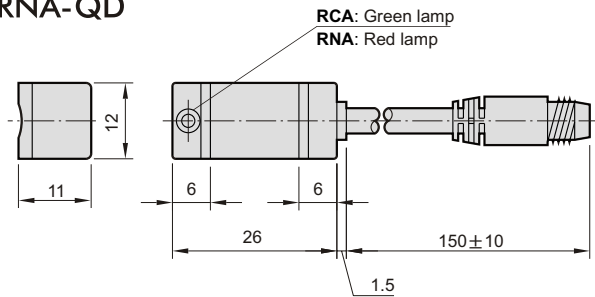
Model	RCA	RNA
Switch type	Reed switch	NPN current sinking
Contracts	Normal open	
Voltage range	5~240V DC/AC	5~30V DC
Current range	100mA max.	200mA max.
Switch range	10W max.	6W max.
Shock resistance	30G	50G
Voltage drop	2.5V max.	0.5V max.
Response time	Max. 1ms	
Temperature	-10~70°C	
Lead wire	4φ, 2C, PVC	4φ, 3C, PVC
Lead wire length	2m	2m
Indicator lamp	LED lights up when ON	
Enclosure classification	IP 67 (NEMA 6)	
Indicator	Green LED	Red LED
Symbol		

Dimension

RCA
RNA

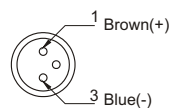


RCA-QD
RNA-QD

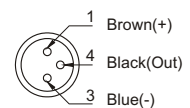


Wiring of the QD:

● 2 wire QD wiring

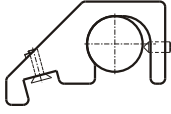

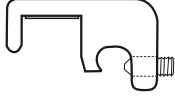


● 3 wire QD wiring

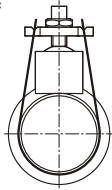
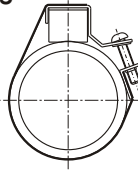


Assembling style:

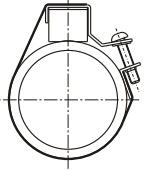
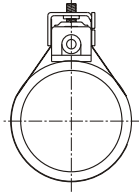
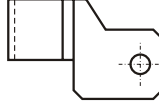
Cylinder type	MCQA					MCQV					MCQN		
Mounting clamps	Hold					Hold					Hold		
Order	HV2	HV4	PM14	PM16	HA5	HV1	HV2	HV3	HV4	PM16	HV1	HV2	HV3
Cylinder tube I.D.	40,50,63	80,100	125	150	200	32,40	50,63	80,100	125	160	40	50,63	80,100

	HA*	HV*	PM*
Pictures			

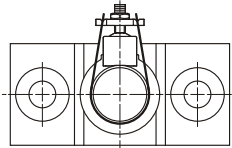
Cylinder type	MCMA				MCMB				MCMI	
Mounting clamps	Band				Band				Band	
Order	BA20	BA25	BA32	BA40	BA20	BA25	BA32	BA40	BA20	BA25
	BGS20	BGS25	BGS32	BGS40	BGS20	BGS25	BGS32	BGS40	BGS20	BGS25
Cylinder tube I.D.	20	25	32	40	20	25	32	40	20	25

	BA*	BGS*
Pictures		

Cylinder type	MCCG / MCCN						MCKA			MSB* ϕ 50
Mounting clamps	Band						Band			Hold
Order	BGA20	BGA25	BGA32	BGA40	BGA50	BGA63	PN-A40	PN-A50	PN-A63	HS
Cylinder tube I.D.	20	25	32	40	50	63	40	50	63	50

Pictures			
----------	---	--	---

Cylinder type	MGTB / MGTK / MGTU	
Mounting clamps	Band	
Order	BA20	BA25
Cylinder tube I.D.	20	25

Pictures	
----------	---