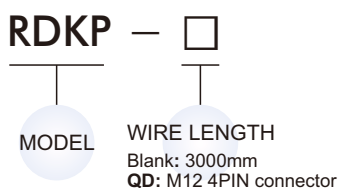


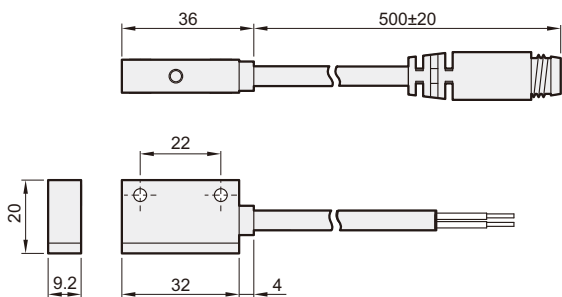
Application environment

- RDKP can be applied in the strong magnetic field environment such as automotive manufacturing or areas near welding machine.
- When RDKP detects the magnetic AC field (50 or 60Hz) it will keep the status of output and will not be effected.

Order example



Dimensions



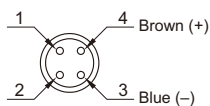
Specification

Model	RDKP
Wiring method	2 wire
Switching logic	Solid state output, normally open
Switch type	Current sourcing
Operating voltage	10~28V DC
Switching current	5~50mA max.
Switching rating (※1)	1.5W max.
Current consumption	—
Voltage drop	5V max.
Leakage current	1mA max.
Indicator	Unstable: Red LED ; Stable: Green LED
Cable	φ 5.4, 2C, PVC
Temperature range	- 10°C~+ 60°C (No freezing)
Shock (※2)	30G
Vibration (※3)	9G
Enclosure classification	IEC 60529 IP67
Protection circuit (※4)	3, 4
Weight	120g (3m cable)
Connect diagram	

- ※1. Warning: Never exceed rating (watt=voltage × amperage). Permanent damage to sensor will occur.
- ※2. Sin wave / X.Y.Z. 3 directions / 3 times each direction / 11ms each time.
- ※3. Double amplitude 1.5mm / 10Hz~55Hz~10Hz(Sweep 1min) / X.Y.Z. 3 directions / 1 hour each time.
- ※4. 1=None / 2=Short-circuit / 3=Power source reverse polarity / 4=Surge suppression.
- ※5. Caution for safety please refer to page 8-8~9.

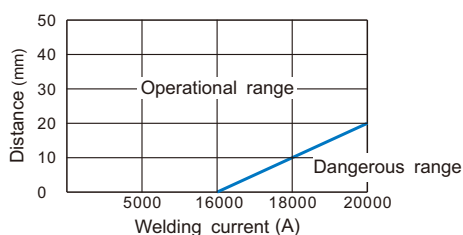
Wiring of the QD

● 2 wire



Weld-field immune

The operational distance can be 0mm between sensor and welding gun (welding conductor or cable) when the welding current less than 16000A.



Assembling style

Cylinder type	MCKG*
Mounting clamp	