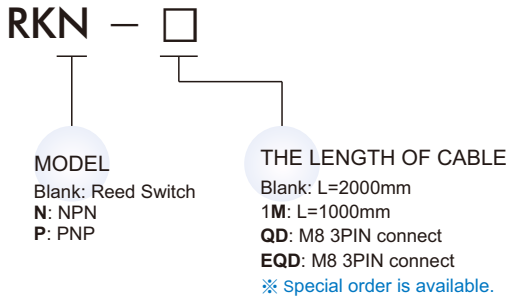
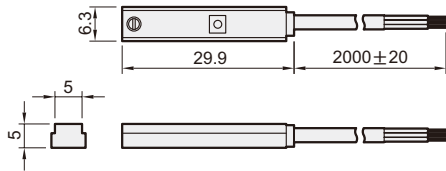


Order example

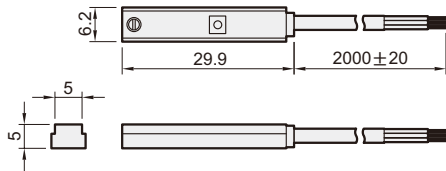


Dimension

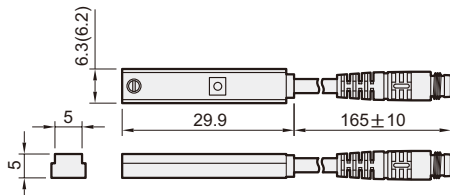
RK



RKN, RKP



RK-QD

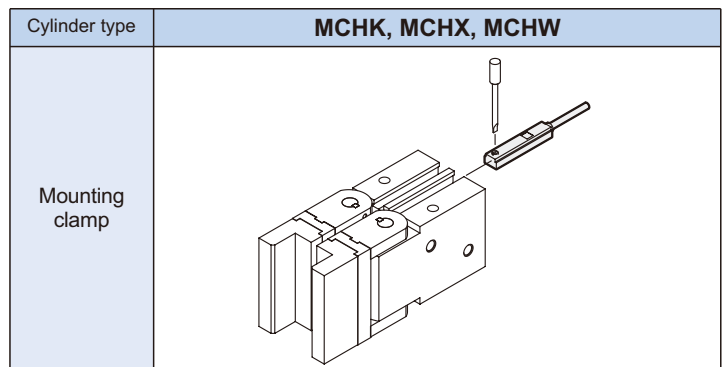


Specification

Model	RK	RKN	RKP
Wiring method	2 wire	3 wire	
Switching logic	SPST normally open	Solid state output, normally open	
Switch type	Reed switch	NPN current sinking	PNP current sourcing
Operating voltage	5~240V DC/AC	10~30V DC	
Switching current	100mA max.	100mA max.	
Switching rating(※1)	10W max.	3W max.	
Current consumption	—	17mA@24V DC max.	8mA@24V DC max.
Voltage drop	3.5V max.	1.5V max.	
Leakage current	—	0.01mA max.	
Indicator	Red LED	Red LED	Green LED
Cable	φ 3.3, 2C, PVC	φ 3.3, 3C, PVC	
Temperature range	- 10~ + 70℃ (No freezing)		
Shock (※2)	30G	50G	
Vibration (※3)	9G		
Enclosure classification	IEC 60529 IP67		
Protection circuit(※4)	1	2, 3, 4	
Connect diagram			

- ※1. Warning: Never exceed rating (watt=voltage × amperage).
- ※2. Sin wave / X.Y.Z. 3 directions / 3 times each direction / 11ms each time.
- ※3. Double amplitude 1.5mm / 10Hz~55Hz~10Hz(Sweep 1min) / X.Y.Z. 3 directions / 1 hour each time.
- ※4. 1=None / 2=Short-circuit / 3=Power source reverse polarity / 4=Surge suppression
- ※5. Caution for safety please refer to page 8-8-9.

Assembling style



Wiring of the QD

- 2 wire QD wiring
- 2 wire EQD wiring
- 3 wire QD wiring

